

Biotinylated Mouse SPINT1 Protein, His,Avitag™ (MALS verified)

Catalog # SP1-M82E3



BIOSYSTEMS
Acro
Surprise Inside!

Synonym

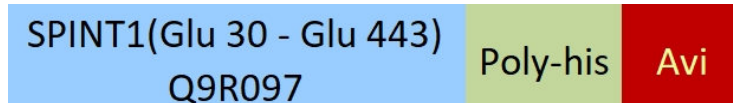
HAI, HAI1, MANSC2

Source

Biotinylated Mouse SPINT1 Protein, His,Avitag(SP1-M82E3) is expressed from human 293 cells (HEK293). It contains AA Glu 30 - Glu 443 (Accession # [Q9R097](#)).

Predicted N-terminus: Glu 30

Molecular Characterization



This protein carries a polyhistidine tag at the C-terminus, followed by an Avi tag (Avitag™).

The protein has a calculated MW of 50 kDa. The protein migrates as 53-63 kDa when calibrated against [Star Ribbon Pre-stained Protein Marker](#) under reducing (R) condition (SDS-PAGE) due to glycosylation.

Labeling

Biotinylation of this product is performed using Avitag™ technology. Briefly, the single lysine residue in the Avitag is enzymatically labeled with biotin.

Protein Ratio

Passed as determined by the HABA assay / binding ELISA.

Endotoxin

Less than 1.0 EU per µg by the LAL method.

Purity

>95% as determined by SDS-PAGE.

>90% as determined by SEC-MALS.

Formulation

Lyophilized from 0.22 µm filtered solution in 50 mM Tris, 150 mM NaCl, pH7.5 with trehalose as protectant.

Contact us for customized product form or formulation.

Reconstitution

Please see Certificate of Analysis for specific instructions.

For best performance, we strongly recommend you to follow the reconstitution protocol provided in the CoA.

Storage

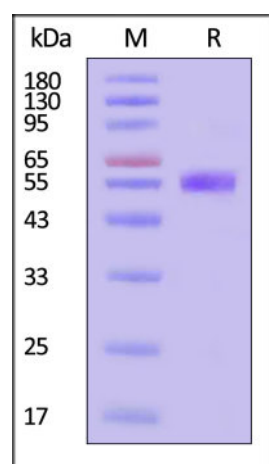
For long term storage, the product should be stored at lyophilized state at -20°C or lower.

Please avoid repeated freeze-thaw cycles.

This product is stable after storage at:

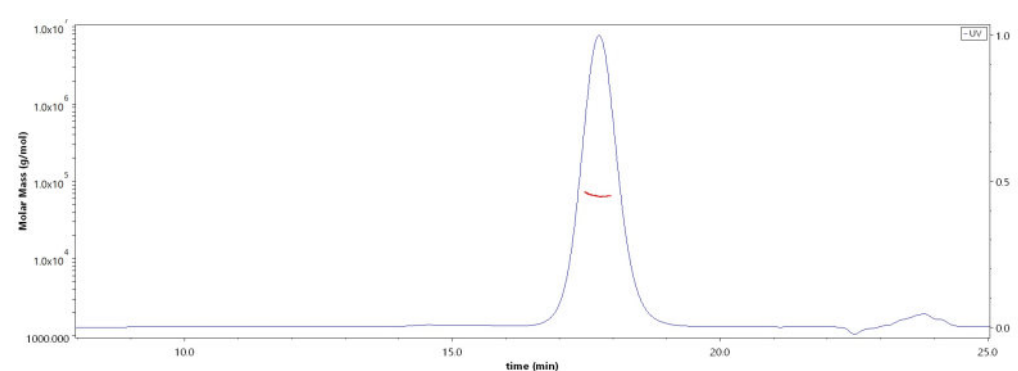
- -20°C to -70°C for 12 months in lyophilized state;
- -70°C for 3 months under sterile conditions after reconstitution.

SDS-PAGE



Biotinylated Mouse SPINT1 Protein, His,Avitag on SDS-PAGE under reducing (R) condition. The gel was stained with Coomassie Blue. The purity of the protein is greater than 95% (With [Star Ribbon Pre-stained Protein Marker](#)).

SEC-MALS



The purity of Biotinylated Mouse SPINT1 Protein, His,Avitag (Cat. No. SP1-M82E3) is more than 90% and the molecular weight of this protein is around 50-75 kDa verified by SEC-MALS.

[Report](#)

Discounts, Gifts,
and more!



➤ www.acrobiosystems.com

7/11/2024



Background

The protein encoded by this gene is a member of the Kunitz family of serine protease inhibitors. The protein is a potent inhibitor specific for HGF activator and is thought to be involved in the regulation of the proteolytic activation of HGF in injured t.

Clinical and Translational Updates

Discounts, Gifts,
and more!

