



Source

Anti-Rabies virus glycoprotein G Antibody, Mouse IgG1 (523-11) is a Mouse monoclonal antibody recombinantly expressed from HEK293 cells.

Clone

523-11

Species

Mouse

Isotype

Mouse IgG1 | Mouse Kappa

Conjugate

Unconjugated

Antibody Type

Recombinant Monoclonal

Reactivity

Virus

Immunogen

Rabies virus glycoprotein G.

Specificity

This antibody specifically binds to the glycoprotein of Rabies virus.

Application

| Application | Recommended Usage |
|-------------|-------------------|
| ELISA | 0.1-75 ng/mL |

Purity

>95% as determined by SDS-PAGE.

>95% as determined by SEC-MALS.

Purification

Protein A purified/ Protein G purified

Formulation

Lyophilized from 0.22 µm filtered solution in PBS, pH7.4 with trehalose as protectant.

Contact us for customized product form or formulation.

Reconstitution

Please see Certificate of Analysis for specific instructions.

For best performance, we strongly recommend you to follow the reconstitution protocol provided in the CoA.

Storage

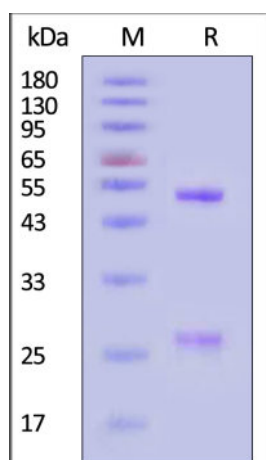
For long term storage, the product should be stored at lyophilized state at -20°C or lower.

Please avoid repeated freeze-thaw cycles.

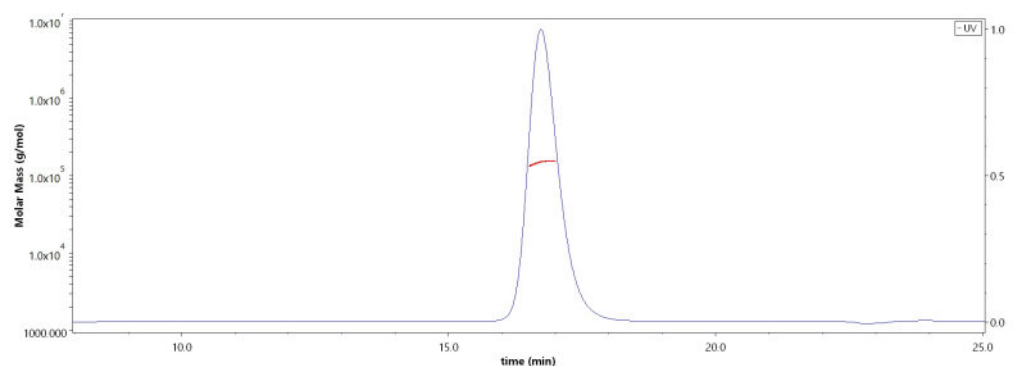
This product is stable after storage at:

- -20°C to -70°C for 12 months in lyophilized state;
- -70°C for 3 months under sterile conditions after reconstitution.

SDS-PAGE



SEC-MALS



Discounts, Gifts,
and more!



Anti-Rabies virus glycoprotein G Antibody, Mouse IgG1 (523-11) (MALS verified)

Catalog # RAG-M305

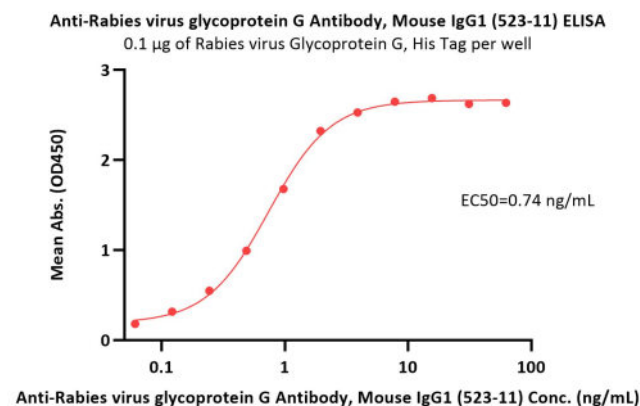


BIOSYSTEMS
Acro
Surprise Inside!

Anti-Rabies virus glycoprotein G Antibody, Mouse IgG1 (523-11) on SDS-PAGE under reducing (R) condition. The gel was stained with Coomassie Blue. The purity of the protein is greater than 95% (With [Star Ribbon Pre-stained Protein Marker](#)).

The purity of Anti-Rabies virus glycoprotein G Antibody, Mouse IgG1 (523-11) (Cat. No. RAG-M305) is more than 95% and the molecular weight of this protein is around 135-160 kDa verified by SEC-MALS. [Report](#)

Bioactivity-ELISA



Immobilized Rabies virus Glycoprotein, His Tag (Cat. No. RAG-V55H5) at 1 µg/mL (100 µL/well) can bind Mouse Glycoprotein G Antibody, Mouse IgG1 (523-11) (Cat. No. RAG-M305) with a linear range of 0.1-2 ng/mL (QC tested).

Background

Rabies virus (RABV), scientific name Rabies lyssavirus, is a deadly neurotropic virus that causes rabies in humans and animals. Rabies virus has an extremely wide host range and its transmission most often occur through the saliva of animals. Without intervention prior to disease progression, rabies has the highest case fatality of any infectious disease. RABV contains a single-stranded negative-sense RNA genome that encodes five structural proteins: nucleoprotein (N), phosphoprotein (P), matrix protein (M), glycoprotein (G), and RNA-dependent RNA polymerase (L). Among these viral proteins, the RABV glycoprotein (RABV-G) is a pivotal player mediating virus entry and the major target of neutralizing antibodies, thus a key factor for vaccine and drug design.

Clinical and Translational Updates

Discounts, Gifts,
and more!

