



Source

Monoclonal Anti-His Tag Antibody, Human IgG1-Acrininium ester (55F8) is a chimeric monoclonal antibody recombinantly expressed from HEK293, which combines the variable region of a mouse monoclonal antibody with Human constant domain.

Clone

55F8

Isotype

Human IgG1 | Human Kappa

Conjugate

Acridine ester

Antibody Type

Recombinant Monoclonal

Reactivity

Tag

Immunogen

A protein peptide with his tag.

Specificity

This product is a specific antibody specifically reacts with His tag protein, and can recognizes C-terminal, N-terminal, and internal His tagged fusion proteins.

Purity

>95% as determined by SDS-PAGE.

Purification

Protein A purified/ Protein G purified

Formulation

Lyophilized from 0.22 μ m filtered solution in PBS, pH6.3 with trehalose as protectant.

Contact us for customized product form or formulation.

Reconstitution

Please see Certificate of Analysis for specific instructions.

For best performance, we strongly recommend you to follow the reconstitution protocol provided in the CoA.

Storage

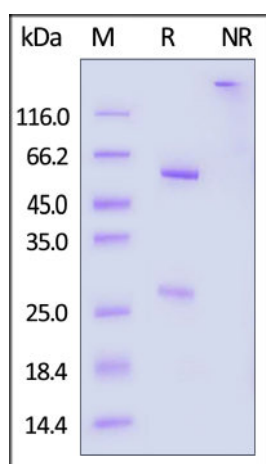
For long term storage, the product should be stored at lyophilized state at -20°C or lower.

Please protect from light and avoid repeated freeze-thaw cycles.

This product is stable after storage at:

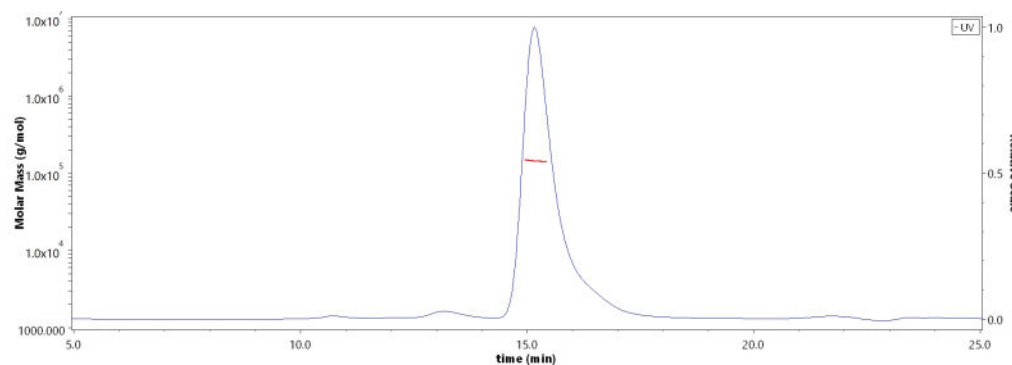
- -20°C to -70°C for 12 months in lyophilized state;
- -70°C for 3 months under sterile conditions after reconstitution.

SDS-PAGE



Monoclonal Anti-His Tag Antibody, Human IgG1-Acrininium ester (55F8) on SDS-PAGE under reducing (R) and non-reducing (NR) conditions. The gel was stained with Coomassie Blue. The purity of the protein is greater than 95%.

SEC-MALS



The purity of Monoclonal Anti-His Tag Antibody, Human IgG1-Acrininium ester (55F8) (Cat. No. HIS-FM535) is more than 85% and the molecular weight of this protein is around 130-160 kDa verified by SEC-MALS.

[Report](#)

Discounts, Gifts,
and more!

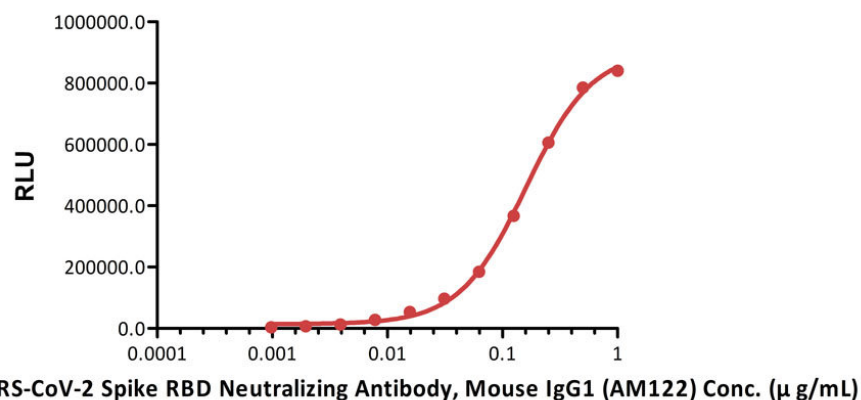




Bioactivity-MPCLIA

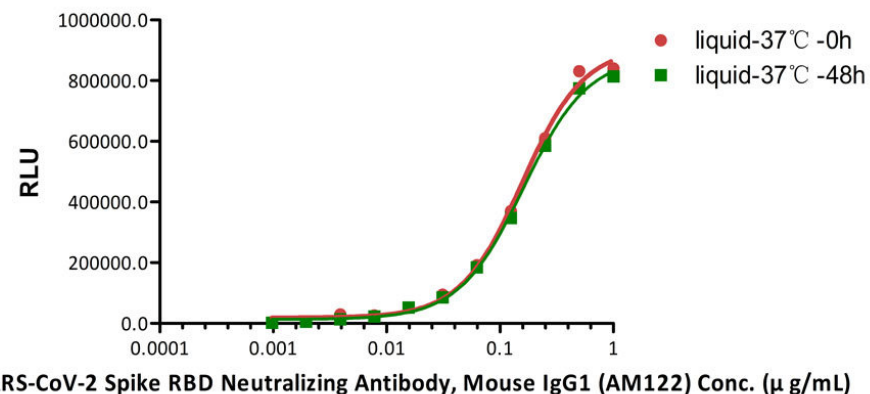
Detection of Anti-SARS-CoV-2 Spike RBD Neutralizing Antibody, Mouse IgG1 (AM122) by MPCLIA

Anti-Mouse IgG-coupled Magnetic Beads : Anti-His Tag Antibody, Human IgG1-Acrininium ester (55F8)



Detection of Anti-SARS-CoV-2 Spike RBD Neutralizing Antibody, Mouse IgG1 (AM122) by MPCLIA

Anti-Mouse IgG-coupled Magnetic Beads : Anti-His Tag Antibody, Human IgG1-Acrininium ester(55F8)

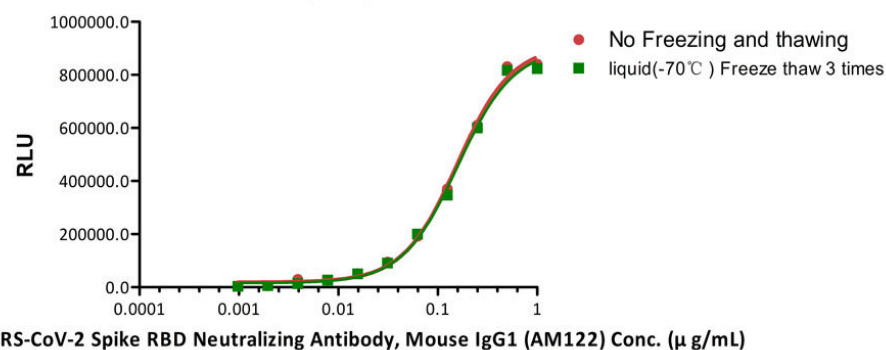


Immobilized 0.025 µg /Test of SARS-CoV-2 S protein RBD, His Tag (Cat. No. SPD-C52H3) to the Monoclonal Anti-His Tag Antibody, Human IgG1-Acrininium ester (55F8) (Cat. No. HIS-FM535, 0.04 µg /Test), incubated with 100 µL /Test of Anti-SARS-CoV-2 Spike RBD Neutralizing Antibody, Mouse IgG1 (AM122) (Cat. No. SCT-M369) at increasing concentration coupled to Anti-Mouse IgG-coupled Magnetic Beads (used for MPCLIA) (Cat. No. MPC-A003) (10 µg beads/Test). Detection was performed with sensitivity of 0.98 ng/mL in Magnetism particulate chemiluminescence immunoassay (MPCLIA) (KEYSMILE, SMART 6500S) (QC tested).

The MPCLIA assay shows that Monoclonal Anti-His Tag Antibody, Human IgG1-Acrininium ester (55F8) (Cat. No. HIS-FM535) is stable at 37°C for 48 hours.

Detection of Anti-SARS-CoV-2 Spike RBD Neutralizing Antibody, Mouse IgG1 (AM122) by MPCLIA

Anti-Mouse IgG-coupled Magnetic Beads : Anti-His Tag Antibody, Human IgG1-Acrininium ester (55F8)



The MPCLIA assay shows that Monoclonal Anti-His Tag Antibody, Human IgG1-Acrininium ester (55F8) (Cat. No. HIS-FM535) is stable after freezing and thawing 3 times.

Background

His tag is a very small molecular weight tag, usually composed of 6-10 histidine (His). It is one of the commonly used tags for protein purification and detection. Due to its small molecular weight, fusion into the target protein has almost no effect on the structure and characteristics of the protein. Anti-his tag antibody can accurately detect, locate and purify His tag fusion protein, so as to provide convenience for the vast number of researchers.

Clinical and Translational Updates

Discounts, Gifts,
and more!

